











ELECTRICAL LEGEND

-  120 VOLT ELECTRICAL DUPLEX WALL OUTLET @ +12" (UNLESS NOTED OTHERWISE) - PROVIDE GFIC AT BATHROOMS, OUTDOORS, GARAGE, KITCHEN & OTHER WET LOCATIONS
-  120 VOLT ELECTRICAL DUPLEX OUTLET - GROUND FAULT INTERRUPTOR CIRCUIT (WP = WEATHERPROOF)
-  LIGHT SWITCH (SUBSCRIPT "D" IS DIMMER, "3" IS 3-WAY, "4" IS 4-WAY)
-  CEILING MOUNTED LIGHT FIXTURE
-  PENDANT LIGHT FIXTURE
-  LED BAR LIGHT - CLOSET
-  TABLE LAMP
-  LED LINEAR FIXTURE HIDDEN IN ARCH COVE
-  RECESSED LIGHT FIXTURE IN CEILING - IC RATED FOR DIRECT CONTACT W/ INSULATION IN ATTICS/ROOF SPACES
-  ESP ELECTRICAL SERVICE PANEL

NOTE: ELECTRICIAN TO COORDINATE EXACT LOCATION AND NUMBER/TYPE OF ELECTRICAL FIXTURES, OUTLETS, AND SWITCHES WITH OWNER BEFORE INSTALLATION. ALSO VERIFY WITH OWNER FOR OTHER ELECTRICAL DEVICES (TELEPHONE, TV, COMPUTERS, SOUND, AND SECURITY SYSTEMS) REQUIRED FOR INSTALLATION AND/OR COORDINATION WITH OTHER TRADES.