













ELECTRICAL LEGEND

-  120 VOLT ELECTRICAL DUPLEX WALL OUTLET @ +12" (UNLESS NOTED OTHERWISE) - PROVIDE GFIC AT BATHROOMS, OUTDOORS, GARAGE, KITCHEN & OTHER WET LOCATIONS
-  120 VOLT ELECTRICAL DUPLEX WALL OUTLET DOUBLE GANG WITH SWITCH - GFIC
-  LIGHT SWITCH (SUBSCRIPT "D" IS DIMMER)
-  ORREN ELLIS COLLECTION DYAL LED CHANDELIER
-  WAC LED CHANDELIER
-  FEIY LED CHANDELIER
-  MAXIM LIGHTING SINGLE PENDENT
-  LAMPS PLUS TABLE LAMP
-  LUMENS LIGHT AND LIVING TABLE LAMP
-  ASPECT LED WALL WASHER
-  DUNE 5 INCH RECESSED
-  ALCON LIGHTING LED COVE CHANNEL LIGHT

NOTE:

SYMBOLS NOT TO SCALE - REFER TO LIGHTING SCHEDULE FOR SIZING

ELECTRICIAN TO COORDINATE EXACT LOCATION AND NUMBER/TYPE OF ELECTRICAL FIXTURES, OUTLETS, AND SWITCHES WITH OWNER BEFORE INSTALLATION. ALSO VERIFY WITH OWNER FOR OTHER ELECTRICAL DEVICES (TELEPHONE, TV, COMPUTERS, SOUND, AND SECURITY SYSTEMS) REQUIRED FOR INSTALLATION AND/OR COORDINATION WITH OTHER TRADES.

Project Title Residential Project Plan		
Drawn By Baxter Carlisle Chambers	Drawing Number 1 of 2	Date 11/13/2020
Sheet Title Reflected Ceiling Plan		Scale 3/16" = 1'